

# LESSON ONE

# PATIENCE &

# FAITHFULNESS

## Memory Verse:

Proverbs 3:5-6

*Trust in the LORD with all your heart,  
and do not lean on your own understanding.*

*In all your ways acknowledge him,  
and he will make straight your path.*

## Bible Story

Jesus Follows God

(Matthew 3:13-17; John 1:1-14)

## Songs

Be Strong and Faithful

Give Your Heart to God

Patience and Faithfulness

Trust and Obey  
My Lord and God in Jesus

His Time

My Heart Goes Up to Thee

Take Ye First

Step by Step

Teach Me, Lord, to Wait

Trust and Obey

Thy Word

## Fruit Full Materials:

- Student Books
- Visual Aids

Theme Verse Poster

Lesson One Memory Verse Poster

Fruit Letter Tiles; Fruit (Pear and Banana)

Memory Verse Cards (2)


Who Am I? reproducible

## Additional Materials:

- Bibles
- Midway Messenger Bag
- envelopes
- scissors
- masking or washi tape
- blindfolds
- pens or Plum Perfect Pencils

# 1

# THE FRUIT OF THE SPIRIT



- Welcome students, and introduce the theme, **Fruit Full**.
- Introduce the Theme Verse, and discuss what it means to be **Fruit Full**.
- Discuss the first two fruit of the Spirit, *Patience* and *Faithfulness*.

A. Begin by welcoming the students to the Fair. Be sure to introduce yourself and each of your co-teachers. Allow students to introduce themselves and recognize any visitors. Ask students to name their favorite fruit.

B. Introduce the VBS theme. **How many of you have been to a County Fair? What did you enjoy most?** (Students may discuss thrilling rides, exciting shows, fun games, or unusual treats.) **From funnel cakes to Ferris wheels, Fairs offer something for everyone. But for many, these Fairs are a goal they work hard towards all year long. Farmers and artists spend all their time and effort raising prize-worthy livestock, crafting beautiful works of art, or growing vegetables or fruit which might win "Best in Show." They bring only the best of their best and put them on display for all to see at the Fair.**

C. Introduce the VBS theme verse. Before class, put the *Theme Verse Poster* on the wall. **God wants us to display our best as well. Rather than trying to win a blue ribbon, He wants our lives to be Fruit Full. He wants us to be so full of spiritual fruit that the bounty spills over into the lives of those around us. The fruit God wants you to produce are not apples, peaches, or bananas.** Draw students' attention to the poster, and introduce the theme verse. "But the fruit of the Spirit is love, joy, peace, kindness, goodness, faithfulness, gentleness, and self-control; against such things there is no law," (Galatians 5:22-23).

**Let's discover which two fruit we will be learning about today.** Upend the Messenger Bag, and pour the letter tiles onto the table. **Unfortunately, it looks like our fruit has become a bit jumbled.** Using the pictures on the posters as guides, have the students work together to arrange the tiles to spell the two fruit of the Spirit for the lesson. When they are done, they can use the adhesive to attach the letters in the blank spaces on the posters.

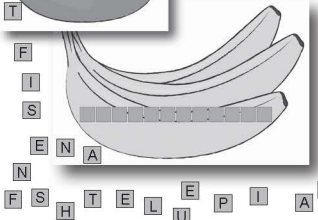
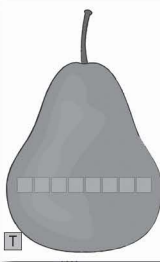
E. Have students to trade in their *Fairground Trading Guide* (Student Book, page 34) for trading cards they can trade with them. Have them write the name of the fruit on the correct trading card. **Trade with your friends, even if we are not offering anything in it. But how would you describe patience? Allow time for discussion, then have students write on their trading cards how they define patience in their own words. Then have them do the same for faithfulness.**



For students having trouble coming up with ideas, allow them to use their devices to look up the words in an online dictionary or thesaurus. Merriam-Webster says *patience* is "bearing pains or troubles patiently or without complaint; steadfast despite opposition, difficulty, or adversity." *Faithfulness* is "steadfast in affection or allegiance or loyal; firm in adherence to promises or observance of duty, conscientious, dedicated, devoted."

**These characteristics share some similarities. If you are faithful to someone, you will be patient as you wait for them. The more faithful you are, the more willing you are to suffer hardship to remain devoted to a cause. God wants us to be full of this fruit. He wants us to be loyal to Him, to wait patiently on His timing and His will, and to stay dedicated to serving Him, no matter what hardships we might face in life.**

**Can you think of a time when you witnessed these two fruit being lived out? A time when you have shown patience or someone has shown patience to you? A time you have been impressed with someone's faithfulness? A time you wished you had been more patient? A Bible story that comes to mind when you think about faithfulness? Write some examples of patience and faithfulness below the definitions.** (Allow students time to discuss their thoughts about these two fruit. Some Bible characters to mention could be Job, Abraham, Joseph, or Paul.)



F S H T E L U P I A C

Those who have been full of the Spirit will have their fruit inside them. His Spirit will produce the fruit in our lives. But we can start by displaying the fruit we are still young. Jesus set the example for us. As we learn to follow Jesus, the more fruit we will blossom with joy and peace. The more we try to live like Jesus, the more our faithfulness and patience will grow. The more we share the fruit of the Spirit, the more we can share the love of God with those around us. And when we show God's love to the world, our lives will be far greater than a blue ribbon.

D. Before VBS begins, where you will place the *Fruit of the Spirit* display. See page 35 for full instructions. Each lesson you will add pieces of fruit to your display. Before class begins, place the two pieces of fruit for Lesson One, Patience (pear) and Faithfulness (banana) on your display. Bring a Midway Messenger Bag to class with you. Place the letter tiles for Lesson One (Patience; Faithfulness) in the Messenger Bag. Jumble them up.

Lesson One

# 2

# JESUS FOLLOWS GOD'S WILL

- Explore how Jesus followed God's will in difficult situations.
- Examine how Jesus showed *Faithfulness* and *Patience*.

A. During this VBS, we will be looking at examples of how Jesus led a Spirit-filled life. He showed us in what He said and what He did that His life was full of spiritual fruit. This lesson will explore Jesus' faithfulness as He followed God's will and His patience as He followed God's timing. Have students use their Bibles or devices to look up the lesson text for today. Text is taken from Matthew 3:13—4:11; John 2:1-11.

B. Review the Bible story by asking the following questions:

- **What did John tell Jesus when Jesus went to John to be baptized?** "I need to be baptized by you, and do you come to me?"
- **Why do you think John said this?** He knew that Jesus had no need to be baptized, because He was sinless.
- **How did Jesus reply?** "Let it be so now, for thus it is fitting for us to fulfill all righteousness."
- **What do you think that means?** Jesus knew it was part of God's plan for Him to be baptized. He didn't need to be baptized, but He did so to set an example for us. He was being faithful to follow God's will.
- **What happened as Jesus rose from the water?** The heavens opened, the Spirit of God descended like a dove, and came to rest on Jesus. God said, "This is My Son, with whom I am well pleased."
- **What happened after Jesus received the Spirit?** The Spirit led Jesus into the wilderness to be tempted.
- **Why do you believe Jesus would do this?** This is a discussion. In an attempt to be a person stronger (even Jesus), the Spirit led Jesus into difficult situations (See Matthew 1:7).
- **How did Jesus answer each temptation and how does this apply to us?** Jesus used Scripture to answer each of Satan's temptations. By knowing the Scriptures, Jesus was able to resist. We can learn God's will by studying His Word. Just as important as knowing God's Word is...
- **Not long after His baptism, Jesus was invited to a wedding. What happened while He was there?** They ran out of wine, which would have been terribly embarrassing and upsetting for the family hosting the wedding.
- **What did Jesus' mother say to Jesus? Why do you think she said this?** "They have no wine." She knew Jesus could perform a miracle and help them.
- **How did Jesus reply?** "My hour has not yet come." He was respectful to His mother, but He also knew that it was not God's will that He perform a public miracle at this time. He was patiently waiting on God's timing.

• **How did Jesus respond?** He performed the miracle, but He did so privately, discreetly, and in faithfulness to both His heavenly Father and His earthly mother. Sometimes, it can be hard to follow God's will and trust in His authority over us in our daily lives.

## BEHIND THE SCENES...

John the Baptist was a prophet who lived in the wilderness. He was baptizing people in the Jordan River. When Jesus came to be baptized, John was surprised because Jesus was sinless. John said to Jesus, "I need to be baptized by you, and do you come to me?" (Luk 3:14)

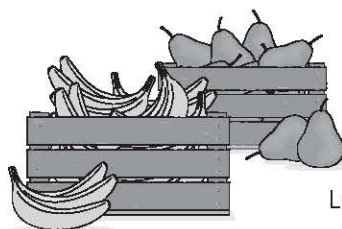
The wilderness was possibly an area located directly east of Jerusalem near the Dead Sea. This hilly, desolate area was like a wilderness where John the Baptist preached.

Jesus' 40-day fast was an unusually long period. John the Baptist was not the only one to fast for this length of time. Moses and Elijah are mentioned in the Bible as fasting for forty days.

Spring water was usually safe to drink, but other sources of water could have contamination leading to disease. It was safer to drink water mixed with wine to reduce the chances of getting sick.

Stone jars of this type were usually used to hold water that was used in Jewish rites of purification.

The wedding was not long after Jesus called Philip and Nathanael, two of His disciples, to follow Him. Cana was Nathanael's hometown (John 21:2).



# LIVING A FRUIT FULL LIFE

- Explore how we should live if we are filled with *Patience* and *Faithfulness*.
- Discover how we can follow Jesus' example.

A. Before class, put the *Memory Verse Poster* for Lesson One on the wall. Direct your students' attention to the poster, and introduce the memory verse for Lesson One. "Trust in the Lord with all your heart, and do not lean on your own understanding. In all your ways acknowledge him, and he will make straight your path" (Proverbs 3:5-6). **This world can be confusing. Often things happen that we can't understand no matter how hard we try to figure them out. But God understands, and He has plans for us. We can trust Him. He knows what is best for us and when we are faithful to follow Him, He can make our paths straight.**

B. Have students turn to page 1 in their *Fairground Guide* to the section titled, "Fruit Full." They will find three partial statements that they will complete as you instruct them. Once completed, these statements will show what living a **Fruit Full** life, a life filled with patience and faithfulness, should look like. As a class, look up and read aloud each verse, then discuss the verses.

### When we are patient and faithful, we will...

#### • Follow God's plan.

Jeremiah 29:11; Romans 8:28; Ephesians 2:10

Jesus followed God's plan and was baptized by John the Baptist the next day. He was sinless. Jesus followed the Spirit's leading. He went into the wilderness to be tempted. Jesus followed God's timing and waited for the proper time to perform miracles publicly. Jesus was faithful to follow God's plans because He trusted God and knew God's plans were best. We can trust God's plans for us. When we are faithful to follow Him, He will make our paths straight.

#### • Trust in God's wisdom.

Psalms 119:105; Proverbs 9:10; James 1:5

So how did Jesus know what God's plan was? We know He followed the Spirit's leading. We also know Jesus knew God's Word. When Satan tempted Him, Jesus responded with the Word. He was faithful to God's Word. Deuteronomy when He said, "Man shall not live by bread alone, but by every word that comes from the mouth of the Lord." We will give wisdom if we only ask for it, and the wisdom we receive is the wisdom of knowledge of God and His Word. God's Word is the light of our path.

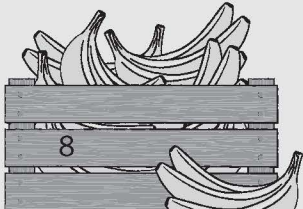


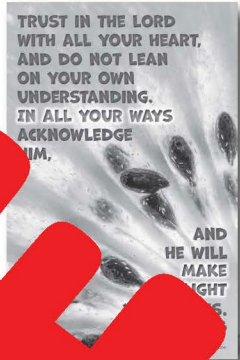
#### • Wait on God's timing.

Isaiah 40:31; 2 Peter 3:9; Luke 4:16-17; John 6:9

When Jesus was baptized, He was led to the Jordan. This is my beloved Son, with whom I am well pleased. He is perfect. He is to begin His ministry, right? Wrong. Jesus knew the Spirit's leading wasn't right. The Spirit immediately led Jesus into the wilderness. A wedding would be a perfect place to wow the people with a miracle, right? Wrong. Jesus knew it was not God's timing. "My hour has not yet come." Jesus was faithful to follow God's plan and patiently waited on God's timing. It can be hard to be patient, but God's timing is always perfect.

C. On page 1 of your *Fairground Guide*, you will find the inside of the *Fruit Full Trading Card*. **This is a great opportunity for you to reflect on your own Fruit Full-ness. Write down your thoughts about how well you are producing the fruit of the Spirit on that card. How could you do better?**

When students have finished writing down their thoughts, they can cut out each *Fruit Full Trading Card*, fold them so that the definition and Memory Verse are on the outside, and use a paper clip to keep their Trading Cards closed. You may want to give students an envelope to keep their Trading Cards in until the end of VBS. They could tape or glue the envelope to the inside front cover of their *Fairground Guide*.





- Reinforce the lesson.
- Create a hands-on learning experience that will solidify the lesson in the student's minds.
- Have fun!

## MAKING THE PATH STRAIGHT

**Materials needed:** Visual Aids marked Lesson One—Memory Verse Cards (2 sets)  
Fruit Full Trading Cards (2 sets)

scissors  
masking or washi tape  
blindfolds

Before class begins, remove the two sheets of *Memory Verse Cards* from the Visual Aid Packet. Cut apart the *Memory Verse Cards*. Clear a large area in which to play. Lay a long strip of tape at one end of the playing area and another strip at the other end of the playing area for starting and finish lines. Lay two sets of *Memory Verse Cards* across the playing area, face up.

Ask for four volunteers, two teams of two. One pair of students should stand behind the Starting line, and put on a blindfold. The other student should stand at the Finish line. Upon the word "Go," the sighted student should use verbal commands to guide the blindfolded student through the playing area. The blindfolded student will be picking up one *Memory Verse Card* at a time and laying them in the correct order to form a straight path from the Starting line to the Finish line. The sighted student can use their *Fruit Full Trading Cards* as a memory aid. The first team to lay down a straight path of *Memory Verse Cards* in the correct order wins. Continue until every student has had an opportunity to play in both roles.


Upon conclusion, **ASK:** How did you feel when you were forced to trust your partner? How important was it for the blindfolded student to be faithful to what he was being told? How important was it for the sighted student to be faithful in guiding the blindfolded student? What part did patience play in your success? How do you feel about the faithfulness and patience we must have to allow God to guide us? Allow students time to discuss their question and share their own observations.



### TIP


You can make a blindfold by securing a hand towel with Velcro® or simply using a sleeping mask.







# WHO AM I?

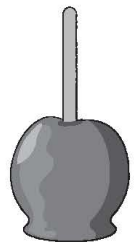
**Materials needed: Visual Aid marked Lesson One—Who Am I? reproducible  
scissors  
pens or Plum Perfect Pencils**



Before class, make several copies of the *Who Am I?* reproducible, and cut them apart. Give each student a *Who Am I?* card. Instruct students to write their names on the card and then write three defining characteristics. It is best if these characteristics are not physical such as *taller* or *handed*. Instead, students should try to think of characteristics which define their personality. Words such as *funny*, *athletic*, *thoughtful*, or *smart* are all good words to use. Instruct the students to give one else to see their cards. After they are finished, take up the cards, and shuffle them. Give out the cards and read the three defining words. The object of the game is to see how many students can guess the name on the card it is by hearing the three words. After everyone has guessed, reveal the identity of the cardholder. Continue until all the cards have been read. Upon conclusion, read Galatians 5:22-23: **the fruit of the Spirit is love, joy, peace, patience, kindness, goodness, faithfulness, gentleness, and self-control; against such things there is no law." This passage lists nine words which are characteristics of Jesus. We should strive to become people who define themselves by these words.**



## 5 FAIRGROUND GUIDES



Allow the students to complete the activities from Lesson One in their Student Books.